

Xpert® Ebola Cartridge Preparation

Refer to the package insert for detailed instructions, precautions, and warnings.

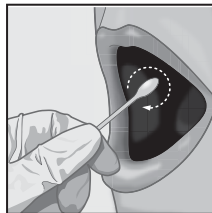
For a copy of the SDS, visit www.cepheid.com or www.cepheidinternational.com

Cepheid Technical Support
US office
(888) 838-3222, Option 2
techsupport@cepheid.com

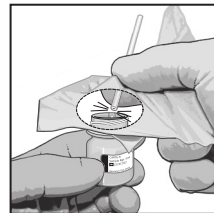
European office
+33 563 82 53 19
support@cepheideurope.com

Rub the tip of the swab* on the inside cheek with firm, circular motions. Use both cheeks, if possible, and the entire swab head.

depicting buccal swab sample



Align the small groove of the swab with the rim of the Sample Reagent bottle and break swab by bending to one side. Use gauze to prevent splashing.



- 1 Obtain one Xpert Ebola cartridge and appropriately collected and labeled sample.




- 2 With the lid of the Sample Reagent bottle closed, mix the sample by vortex for 10 seconds.



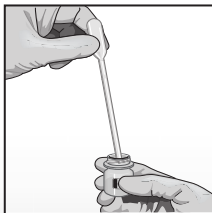
- 3 Incubate the sample at room temperature for 20 minutes.



- 4 Open the cartridge.



- 5 Using the provided pipette, aspirate 1 mL of the Sample Reagent-treated sample.



- 6 Empty the pipette contents into the sample chamber.



- 7 Close the Xpert cartridge lid.



- 8 Start the test within 30 minutes.

Xpert® Ebola Cartridge Preparation

depicting finger-stick sample

Refer to the package insert for detailed instructions, precautions, and warnings.

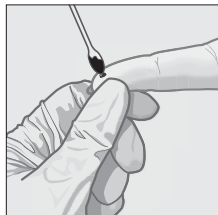
For a copy of the SDS, visit www.cepheid.com or www.cepheidinternational.com

Cepheid Technical Support
US office
(888) 838-3222, Option 2
techsupport@cepheid.com

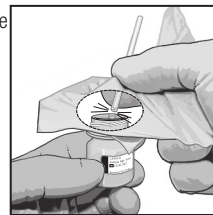
European office
+33 563 82 53 19
support@cepheideurope.com



Allow at least 2/3 of swab* head to absorb blood. Immediately transfer the swab to the Sample Reagent bottle.



Align the small groove of the swab with the rim of the Sample Reagent bottle and break swab by bending to one side. Use gauze to prevent splashing.



- 1 Obtain one Xpert Ebola cartridge and appropriately collected and labeled sample.
- 2 With the lid of the Sample Reagent bottle closed, mix the sample by vortex for 10 seconds.
- 3 Incubate the sample at room temperature for 20 minutes.
- 4 Open the cartridge.
- 5 Using the provided pipette, aspirate 1 mL of the Sample Reagent-treated sample.
- 6 Empty the pipette contents into the sample chamber.
- 7 Close the Xpert cartridge lid.
- 8 Start the test within 30 minutes.

